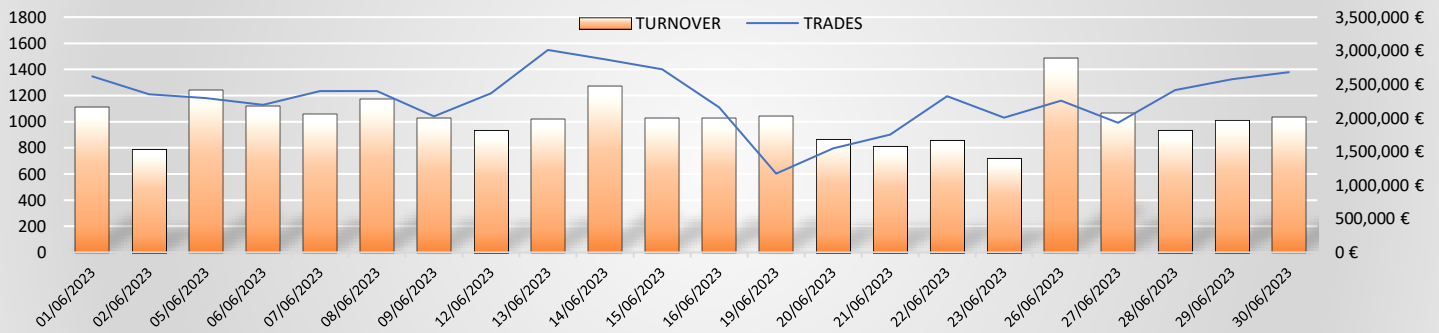


DAILY TURNOVER



FACTS & FIGURES

	Listing				Trading				
	Type of	May 2023		June 2023		May 2023		June 2023	
		New Instrum	Total (EOM)	New Instrum	Total (EOM)	Trades	Turnover	Trades	Turnover
Certificates	Bull	23	72	61	60	8,968	5,978,266	8,523	7,962,405
	Bear	28	65	58	58	9,977	4,290,422	9,266	4,438,579
	Inv. Protected Capital	5	36	3	39	1,822	29,379,438	1,381	21,659,719
	Inv. Cond. Protected Cap	0	12	1	13	0	0	5	63,402
	Fix Leverage	0	6	0	6	5,067	6,779,244	6,576	9,732,122
	Inv. Non Protected Cap	0	5	0	5	0	0	0	0
	Total	56	196	123	181	25,834	46,427,370	25,751	43,856,226
	Underlying	Equity	22	139	72	125	23,956	45,518,824	24,421
Commodity		29	29	26	35	1,207	726,385	730	1,035,547
Currency		5	28	25	21	671	182,161	600	205,999
Total		56	196	123	181	25,834	46,427,370	25,751	43,856,226
Issuer	FinecoBank	51	143	119	124	24,012	17,047,932	24,365	22,133,105
	Banco BPM S.p.A.	5	23	3	26	1,230	19,229,615	970	15,839,355
	Leonteq Securities AG, GB	0	12	1	13	0	0	5	63,402
	Banca Akros S.p.A.	0	12	0	12	592	10,149,823	411	5,820,364
	UBS Group	0	6	0	6	0	0	0	0
	Total	56	196	123	181	25,834	46,427,370	25,751	43,856,226

Most traded Instruments (By Trade)

ISIN	Description	Trade	% Tot
IT0005523300	FBK FIXLEV -7x SH FTSEMIB 19/12/2023	2402	9.3%
IT0005523292	FBK FIXLEV 7x LG FTSEMIB 19/12/2023	2091	8.1%
IT0005527913	FBK BEAR SH FTSEMIB B28000 20/06/2023	1296	5.0%
IT0005532442	FBK BULL LG FTSEMIB B25600 20/06/2023	1189	4.6%
IT0005527210	FBK BEAR SH DAX B16800 20/06/2023	1060	4.1%

Most traded Instruments (By Turnover)

ISIN	Description	Turnover (€)	% Tot
IT0005422206	BPM Digital SMI 03/11/2023	3,999,000	9.1%
IT0005523292	FBK FIXLEV 7x LG FTSEMIB 19/12/2023	3,889,868	8.9%
IT0005523300	FBK FIXLEV -7x SH FTSEMIB 19/12/2023	3,729,143	8.5%
IT0005419657	BPM Digital SX6E 29/09/2023	3,284,921	7.5%
IT0005416521	BPM Digital SX6E 25/08/2023	2,654,116	6.1%

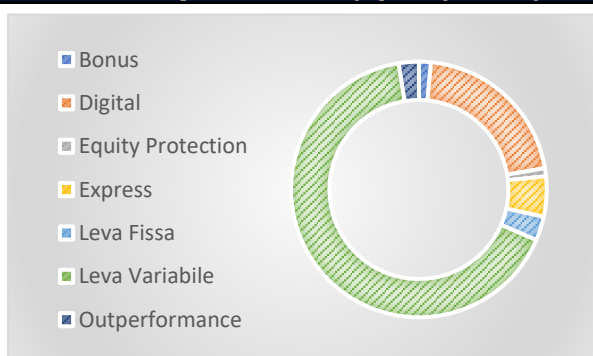
Most traded Underlying (By Trade)

Underlying	Trade	% Tot
FTSEMIB	10,133	39.3%
NASDAQ	5,252	20.4%
DAX	4,198	16.3%
ESTOXX	1,247	4.8%
SP500	926	3.6%

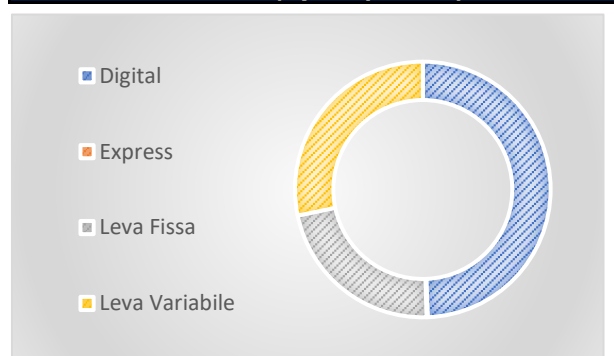
Most traded Underlying (By Turnover)

Underlying	Turnover (€)	% Tot
FTSEMIB	12,570,129	28.7%
SX6E	6,789,542	15.5%
SMI	4,649,202	10.6%
NASDAQ	3,930,280	9.0%
SD3E	2,263,847	5.2%

Number of Instruments (By Acepi Class)



Turnover (By Acepi Class)



*Sentiment is the ratio between market operations, executed on the same underlying, of positive sign (purchases of long positions and sales of short positions) and operations of negative sign (sales of long positions and purchases of short positions)