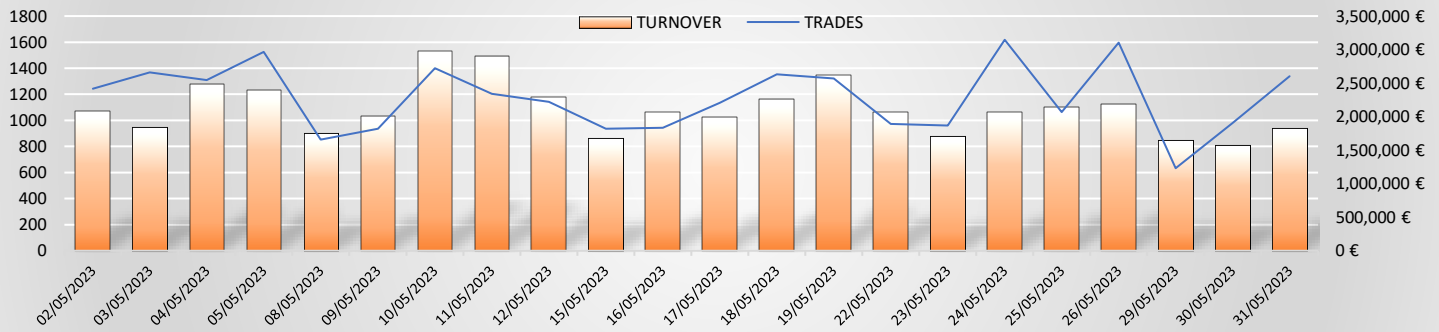


### DAILY TURNOVER



### FACTS & FIGURES

	Listing				Trading				
	Type of	April 2023		May 2023		April 2023		May 2023	
		New Instrum	Total (EOM)	New Instrum	Total (EOM)	Trades	Turnover	Trades	Turnover
Certificates	Bull	27	71	23	72	6,453	4,740,593	8,968	5,978,266
	Bear	30	65	28	65	7,667	2,990,128	9,977	4,290,422
	Inv. Protected Capital	14	31	5	36	861	12,805,950	1,822	29,379,438
	Inv. Cond. Protected Cap	0	12	0	12	2	21,797	0	0
	Fix Leverage	0	6	0	6	3,131	3,495,594	5,067	6,779,244
	Inv. Non Protected Cap	0	5	0	5	0	0	0	0
	<b>Total</b>	<b>71</b>	<b>190</b>	<b>56</b>	<b>196</b>	<b>18,114</b>	<b>24,054,062</b>	<b>25,834</b>	<b>46,427,370</b>
Underlying	Equity	36	129	22	139	16,651	23,299,073	23,956	45,518,824
	Commodity	29	34	29	29	891	630,239	1,207	726,385
	Currency	6	27	5	28	572	124,750	671	182,161
	<b>Total</b>	<b>71</b>	<b>190</b>	<b>56</b>	<b>196</b>	<b>18,114</b>	<b>24,054,062</b>	<b>25,834</b>	<b>46,427,370</b>
Issuer	FinecoBank	57	142	51	143	17,251	11,226,315	24,012	17,047,932
	Banco BPM S.p.A.	9	18	5	23	513	7,609,495	1,230	19,229,615
	Banca Akros S.p.A.	5	12	0	12	347	5,177,733	592	10,149,823
	Leonteq Securities AG, GB	0	12	0	12	2	21,797	0	0
	UBS Group	0	6	0	6	1	18,722	0	0
	<b>Total</b>	<b>71</b>	<b>190</b>	<b>56</b>	<b>196</b>	<b>18,114</b>	<b>24,054,062</b>	<b>25,834</b>	<b>46,427,370</b>

### Most traded Instruments (By Trade)

ISIN	Description	Trade	% Tot
IT0005532442	FBK BULL LG FTSEMIB B25600 20/06/2023	2167	8.4%
IT0005527913	FBK BEAR SH FTSEMIB B28000 20/06/2023	1785	6.9%
IT0005523292	FBK FIXLEV 7x LG FTSEMIB 19/12/2023	1779	6.9%
IT0005523300	FBK FIXLEV -7x SH FTSEMIB 19/12/2023	1530	5.9%
IT0005527244	FBK BEAR SH DAX B18600 20/06/2023	1012	3.9%

### Most traded Instruments (By Turnover)

ISIN	Description	Turnover (€)	% Tot
IT0005416521	BPM Digital SXGE 25/08/2023	5,283,878	11.4%
IT0005419657	BPM Digital SXGE 29/09/2023	4,487,541	9.7%
IT0005422206	BPM Digital SMI 03/11/2023	4,028,970	8.7%
IT0005523292	FBK FIXLEV 7x LG FTSEMIB 19/12/2023	2,933,665	6.3%
IT0005523300	FBK FIXLEV -7x SH FTSEMIB 19/12/2023	2,192,712	4.7%

### Most traded Underlying (By Trade)

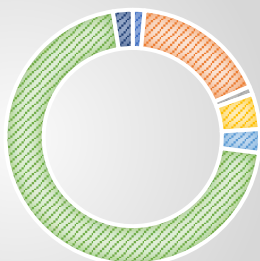
Underlying	Trade	% Tot
FTSEMIB	9,152	35.4%
DAX	5,437	21.0%
NASDAQ	3,702	14.3%
DOW	1,291	5.0%
SP500	1,259	4.9%

### Most traded Underlying (By Turnover)

Underlying	Turnover (€)	% Tot
SXGE	11,372,441	24.5%
FTSEMIB	9,442,818	20.3%
SMI	4,906,851	10.6%
SD3E	4,520,946	9.7%
NASDAQ	2,777,947	6.0%

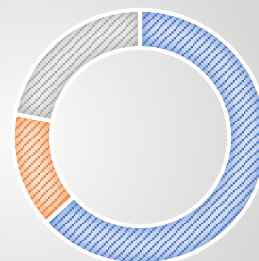
### Number of Instruments (By Acepi Class)

- Bonus
- Digital
- Equity Protection
- Express
- Leva Fissa
- Leva Variabile
- Outperformance



### Turnover (By Acepi Class)

- Digital
- Leva Fissa
- Leva Variabile



\*Sentiment is the ratio between market operations, executed on the same underlying, of positive sign (purchases of long positions and sales of short positions) and operations of negative sign (sales of long positions and purchases of short positions)